

OBJETIVO

O Fundo tem por objetivo proporcionar aos seus cotistas, a médio e longo prazo, ganhos de capital por meio do investimento de seus recursos primordialmente no mercado acionário, sem perseguir uma alta correlação com qualquer índice de ações específico disponível.

PÚBLICO-ALVO

O FUNDO destina-se a receber aplicações de investidores classificados como qualificados.

INFORMAÇÕES ADICIONAIS

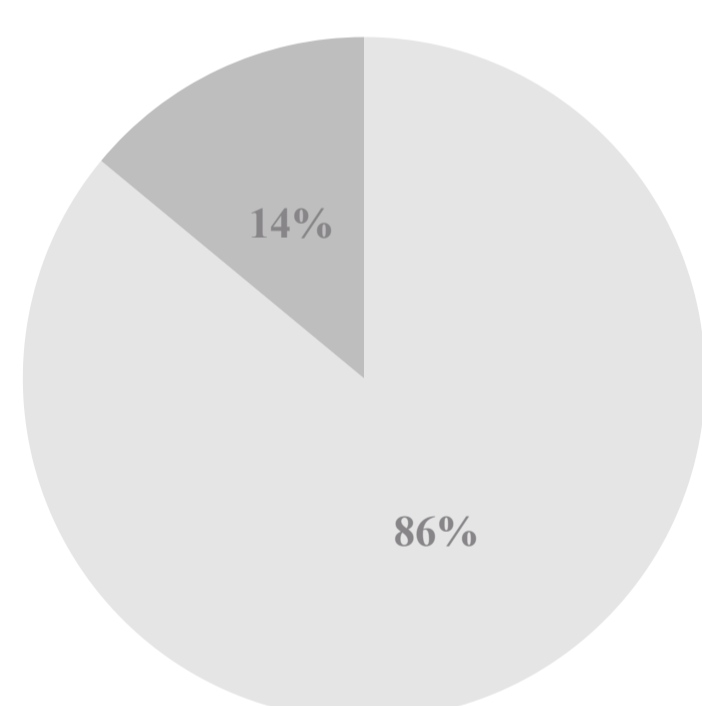
Data de Início	10/02/2023
Classificação CVM	Ações
Classificação Anbima	Ações Investimento no Exterior
Tipo de Cota	Fechamento
Administrador	Banco Daycoval S.A.
Custodiante	Banco Daycoval S.A.
Gestor	Skade Capital Gestão De Investimentos LTDA
Grau de Risco	4

RENTABILIDADE ANUAL (%)

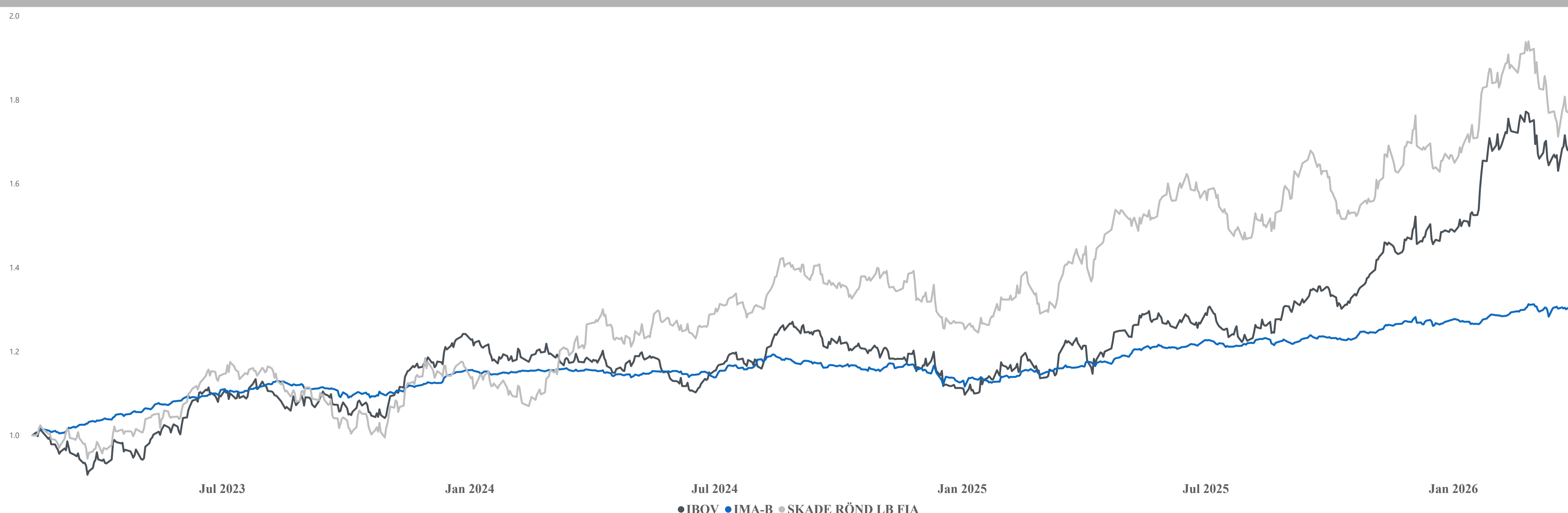
ANO	FUNDO	IMA B	ALFA IMA B	IBOV	ALFA IBOV
2026	6.95%	2.37%	4.58%	13.27%	-6.32%
2025	31.40%	13.17%	18.24%	33.95%	-2.55%
2024	9.35%	-2.44%	11.79%	-10.36%	19.71%
2023	16.04%	15.49%	0.54%	24.16%	-8.12%

ALOCAÇÃO POR CLASSE DE ATIVOS (%)

● Ações ● Caixa (Overnight)



RENTABILIDADE ACUMULADA



CARACTERÍSTICAS DO FUNDO

Taxa Administração	1.10% a.a*
Taxa Performance	20% sobre o que exceder 100% do IPCA + IMA B
Imposto de Renda	15%
Aplicação Mínima Inicial	R\$1.000,00
Movimentação Mínima	R\$500,00
Permanência Mínima	R\$1.000,00
Aplicação	D+1
Cotização de Resgate	D+30
Liquidação do Resgate	D+32
PL Médio em 12 meses	R\$1.627.394,89
PL Último dia do mês	R\$1.843.164,49

*Para mais detalhes sobre a composição de taxas, visite skadecapital.com/skade-rond/

RENTABILIDADE HISTÓRICA (%)

DESDE O INÍCIO					24 MESES				
FUNDO	IMA-B	ALFA IMA-B	IBOV	ALFA IBOV	FUNDO	IMA-B	ALFA IMA-B	IBOV	ALFA IBOV
78.34%	30.54%	47.80%	68.87%	9.47%	41.04%	12.83%	28.21%	42.47%	-1.43%

6 MESES					12 MESES				
FUNDO	IMA-B	ALFA IMA-B	IBOV	ALFA IBOV	FUNDO	IMA-B	ALFA IMA-B	IBOV	ALFA IBOV
10.46%	5.88%	4.58%	24.81%	-14.35%	26.59%	11.99%	14.60%	40.12%	-13.53%

RENTABILIDADE MENSAL (%)

ANO	FUNDO	IMA B	ALFA IMA B	IBOV	ALFA IBOV
2026					
Março	-6.98%	-0.42%	-6.55%	-3.32%	-3.65%
Fevereiro	4.22%	1.79%	2.42%	4.09%	0.13%
Janeiro	10.32%	1.00%	9.32%	12.56%	-2.24%
2025					
Dezembro	-1.93%	0.31%	-2.24%	1.29%	-3.22%
Novembro	9.21%	2.04%	7.17%	6.37%	2.84%
Outubro	-3.57%	1.05%	-4.61%	2.26%	-5.83%
Setembro	1.24%	0.54%	0.71%	3.40%	-2.16%
Agosto	8.67%	0.84%	7.83%	6.28%	2.39%
Julho	-7.23%	-0.79%	-6.44%	-4.17%	-3.07%
Junho	0.80%	1.30%	-0.50%	1.33%	-0.54%
Mai	2.19%	1.70%	0.50%	1.45%	0.74%
Abril	9.01%	2.09%	6.91%	3.69%	5.32%

Rentabilidade obtida no passado não representa garantia de resultados futuros. A rentabilidade divulgada não é líquida de impostos. Os investimentos em fundos não são garantidos pelo administrador, pelo gestor, por qualquer mecanismo de seguro ou pelo Fundo Garantidor de Crédito – FGC. Leia a lâmina de informações essenciais, se houver, o regulamento, o anexo – classe e o apêndice subclasse, conforme o caso, antes de investir. Este fundo pode estar exposto a significativa concentração em ativos de renda variável de poucos emissores, com os riscos daí decorrentes. Este fundo utiliza estratégias com derivativos como parte integrante de sua política de investimento. Tais estratégias, da forma como são adotadas, podem resultar em significativas perdas patrimoniais para seus cotistas, podendo inclusive acarretar perdas superiores ao capital aplicado e a consequente obrigação do cotista de aportar recursos adicionais. Este fundo utiliza estratégias que podem resultar em significativas perdas.



Skade Capital

Rua Álvaro Anes, nº56, 2º andar
Pinheiros | São Paulo/ SP |
CEP: 05421-010
Tel: +55 11 3815-4343
contato@skadecapital.com
www.skadecapital.com

OBJECTIVE

The Fund aims to provide its shareholders, in the medium and long term, with capital gains through the investment of its resources primarily in the equity market, without seeking a high correlation with any specific stock index available.

TARGET INVESTORS

The FUND is intended to receive investments from investors classified as qualified.

ADDITIONAL INFORMATION

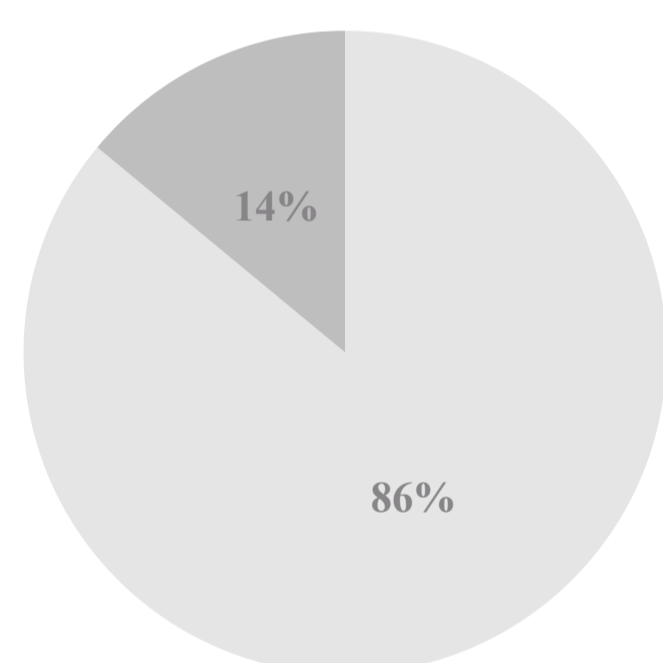
Start Date	02/10/2023
CVM Classification	Ações
Anbima Classification	Ações Investimento no Exterior
Share Class	Closing
Administrator	Banco Daycoval S.A.
Custodian	Banco Daycoval S.A.
Manager	Skade Capital Gestão De Investimentos LTDA
Risk Level	4

ANNUAL RETURN (%)

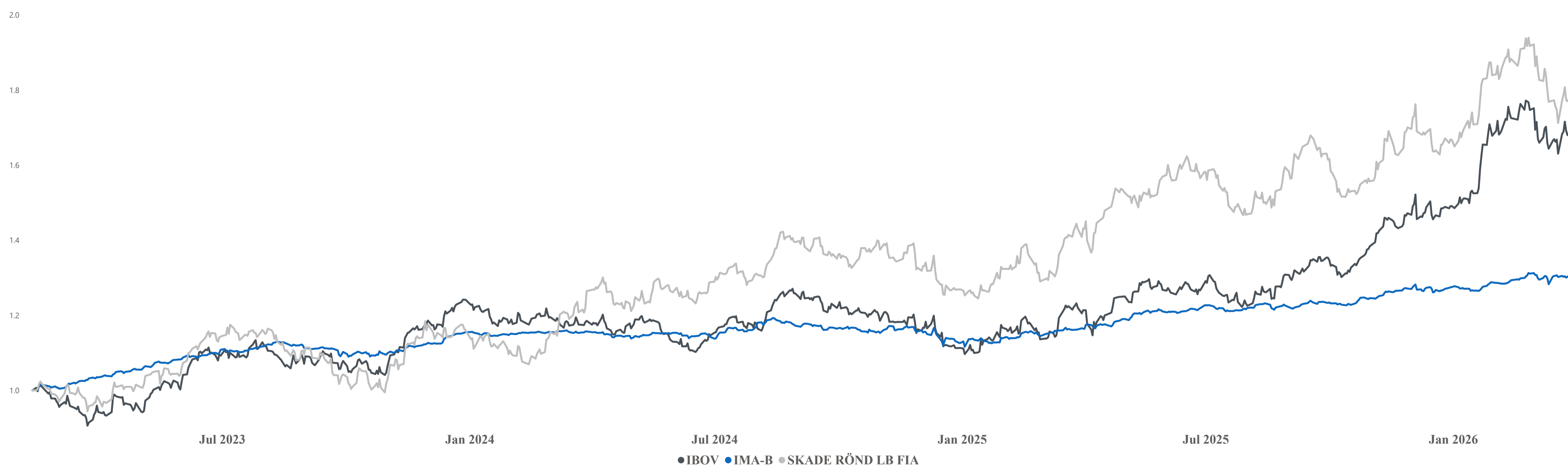
YEAR	FUND	IMA B	ALPHA IMA B	IBOV	ALPHA IBOV
2026	6.95%	2.37%	4.58%	13.27%	-6.32%
2025	31.40%	13.17%	18.24%	33.95%	-2.55%
2024	9.35%	-2.44%	11.79%	-10.36%	19.71%
2023	16.04%	15.49%	0.54%	24.16%	-8.12%

ALLOCATION BY ASSET CLASS (%)

● Equity ● Cash (Overnight)



CUMULATIVE RETURN (%)



GENERAL INFORMATION

Management Fee	1.10% p.y.*
Performance Fee	20% of what exceeds IPCA + IMA B
Income Tax	15%
Minimum Transaction Investment	R\$1,000.00
Minimum Transaction Amount	R\$500.00
Minimum Balance	R\$1,000.00
Subscription	D+1
Redemption	D+30
Redemption Liquidation	D+32
Average Equity - 12 Months	R\$1,627,394.89
Equity - Last day of the month	R\$1,843,164.49

*For more details about fee composition, visit skadecapital.com/en/skade-rond/

HISTORIC RETURN (%)

SINCE INCEPTION					24 MONTHS				
FUND	IMA-B	ALPHA IMA-B	IBOV	ALPHA IBOV	FUND	IMA-B	ALPHA IMA-B	IBOV	ALPHA IBOV
78.34%	30.54%	47.80%	68.87%	9.47%	41.04%	12.83%	28.21%	42.47%	-14.35%

6 MONTHS					12 MONTHS				
FUND	IMA-B	ALPHA IMA-B	IBOV	ALPHA IBOV	FUND	IMA-B	ALPHA IMA-B	IBOV	ALPHA IBOV
10.46%	5.88%	4.58%	24.81%	-14.35%	26.59%	11.99%	14.60%	40.12%	-13.53%

MONTHLY RETURN (%)

Year	FUND	IMA B	ALPHA IMA B	IBOV	ALPHA IBOV
2026					
March	-6.98%	-0.42%	-6.55%	-3.32%	-3.65%
February	4.22%	1.79%	2.42%	4.09%	0.13%
January	10.32%	1.00%	9.32%	12.56%	-2.24%
2025					
December	-1.93%	0.31%	-2.24%	1.29%	-3.22%
November	9.21%	2.04%	7.17%	6.37%	2.84%
October	-3.57%	1.05%	-4.61%	2.26%	-5.83%
September	1.24%	0.54%	0.71%	3.40%	-2.16%
August	8.67%	0.84%	7.83%	6.28%	2.39%
July	-7.23%	-0.79%	-6.44%	-4.17%	-3.07%
June	0.80%	1.30%	-0.50%	1.33%	-0.54%
May	2.19%	1.70%	0.50%	1.45%	0.74%
April	9.01%	2.09%	6.91%	3.69%	5.32%

We are pleased to present to you our firm and the investment fund described herein. Although the information contained herein is believed to be reliable, we make no representation as to the accuracy or completeness of any information contained herein or otherwise provided by us. The ultimate decision to proceed with any investment rests solely with you. We are not acting as your advisor or agent. Therefore, prior to entering any proposed investment you should determine, without reliance upon us, the risks and merits, as well as the legal, tax and accounting characterizations and consequences of the investment, and independently determine that you are able to assume these risks. This material was prepared by Skade Capital Gestão de Investimentos Ltda. ("Skade Capital"). This document and its contents are proprietary information and products of our firm and may not be reproduced or otherwise disseminated in whole or in part without our written consent unless required to be by judicial or administrative proceeding. If you are not the recipient or person authorized to receive this material, you may not use, copy, or disclose the information contained herein. If you received this presentation in error, please notify our investor relations department immediately and then delete it. The terms set forth herein are intended for discussion purposes only. Skade Capital is not responsible for investment decisions made based on the information contained in this material. Skade Capital does not sell or distribute investment funds or any other financial asset. It is recommended that you carefully read all the materials regarding the investment funds herein presented before investing. Past profitability is not a guarantee of future profitability. The disclosed returns are not net of taxes. Investment funds do not have a guarantee from the fiduciary administrator, asset manager or any insurance mechanism. To assess the performance of an investment fund, an analysis of at least 12 (twelve) months is recommended.



Skade Capital

Rua Álvaro Anes, nº56, 2º andar
 Pinheiros | São Paulo/ SP |
 CEP: 05421-010
 Tel: +55 11 3815-4343
 contato@skadecapital.com
 www.skadecapital.com